



EPC-2-D-FM Emergency Power Control



PROJECT: _____
 FIXTURE TYPE: _____
 LOCATION: _____
 CONTACT/PHONE: _____



FEATURES

- Isolated 0-10V relay contact ensures full brightness during utility power interruption, regardless of dimmer model.

- Unique, Patented Automatic Diagnostic:

When the room switch is turned off, the EPC-2-D-FM will run a 2.5 self-test routine, verifying that the emergency power source was available and that the EPC-2-D-FM, ballast, and lamp(s) are all functioning correctly. This feature eliminates the need for time-consuming and costly manual monthly testing and is approved for this purpose. This also allows the unit to be installed in remote or inaccessible locations, because the unit does not rely on access to its manual test switch.

- Fire Alarm, Remote Test & 0-10V Dimming Option
- Utility & Emergency Power Indicator LED's
- Slim, profile allows mounting in most ballast channels.

ADDITIONAL RESOURCES

- Fire Alarm Tie-In/Override
- Installation Sheet
- FAQ Sheet
- Alternative Wiring Sheet
- Terms & Conditions/Warranty Information

APPLICATION

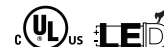
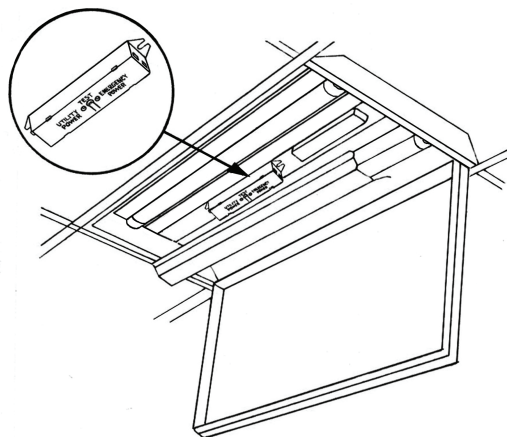
In the past, emergency lights were kept on 24 hours a day to meet life safety codes. Now, you can use a UL 924 listed Emergency Power Control, Model EPC-2-D-FM, to convert normal light fixtures into approved emergency lights. The EPC-2-D-FM saves energy and money while ensuring compliance with both life safety and energy codes.

During normal operation, the same dimmer, occupancy sensor, dimming panel, or lighting control can switch and dim normal and emergency fixtures on and off simultaneously.

During a utility power interruption, the EPC-2-D-FM automatically bypasses the normal lighting controls, turning the emergency lights ON at full brightness, regardless of dimmer position.

The EPC-2-D-FM is fixture mounted.

MOUNTING



ORDERING INFORMATION

Model	Input
EPC-2-D-FM	120V-277V

EXAMPLE: EPC-2-D-FM

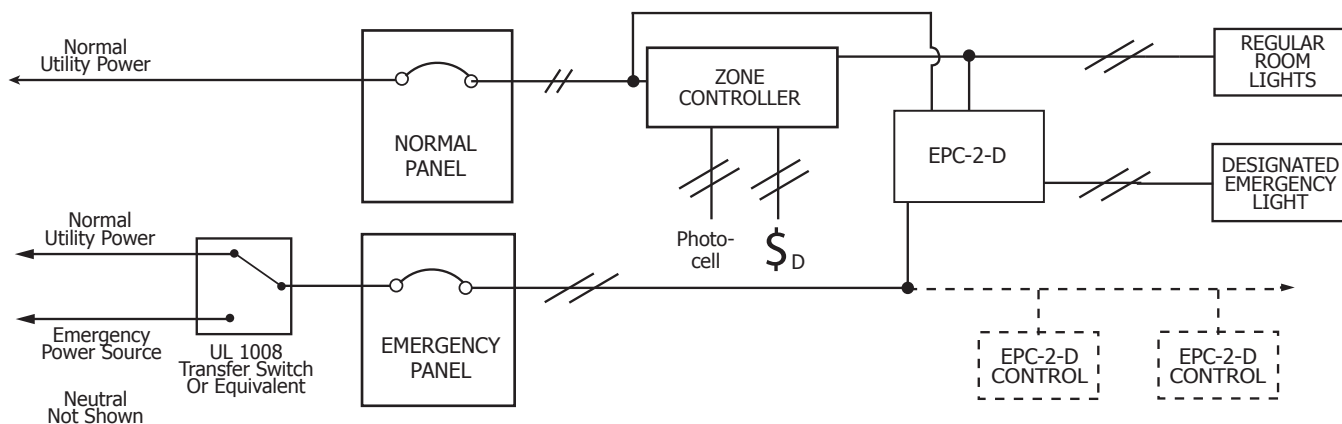


EPC-2-D-FM Emergency Power Control

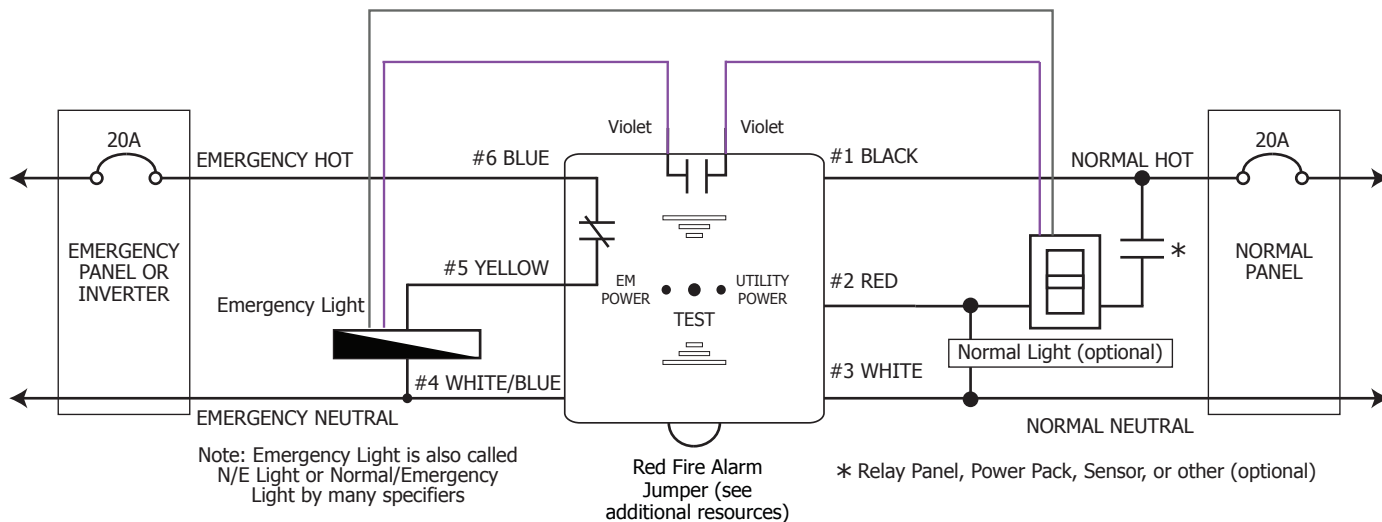


PROJECT: _____
FIXTURE TYPE: _____
LOCATION: _____
CONTACT/PHONE: _____

SINGLE LINE DRAWING



WIRING DIAGRAM



SPECIFICATIONS

ELECTRICAL	MODEL NO.	EPC-2-D-FM	MECHANICAL	MOUNTING	Fixture Mount, Panel Mount
	SENSING INPUT	120V - 277V		RATING	UL94-5VA, Damp Location Rated
	LED LOAD RATING	3A (120-277V)		SHIPPING WEIGHT / COLOR	8 oz. / Black
	BALLAST LOAD RATING	5A (120-277V)		TEMPERATURE	-40°F - 140°F (-40°C - 60°C)
	INCANDESCENT LOAD	360W (120V) / 600W (277V)			
	WARRANTY	5 Year Replacement Warranty		BODY SIZE	125mmx25.4mmx30mm (L x H x W)