



New York LX Series - NY-LX-12-50

New York Approved Emergency Light 12V Operation



PROJECT: _____
FIXTURE TYPE: _____
LOCATION: _____
CONTACT/PHONE: _____

PRODUCT DESCRIPTION

The New York LX Series Emergency Lights are designed for efficiency and ease of installation. Its rugged design meets New York City standards and provides dependable operation. The unit is completely self contained and fully automatic.

PRODUCT SPECIFICATIONS

CONSTRUCTION

Rugged, heavy duty 20-gauge die formed steel construction • Light heads made from high impact resistant thermoplastic • Universal mounting pattern knockouts in backplate for back mounting • Durable powder coated white finish is standard.

ELECTRICAL

Dual voltage 120/277VAC • Charge rate/power "ON" LED indicator light and push-to-test switch for mandated code compliance testing • Internal solid-state transfer switch • Solid-state, two-rate charger initiates battery charging to recharge a discharged battery in 24 hours.

BATTERY

Two maintenance-free 6V sealed lead calcium batteries connected in series to deliver 50 watts of rated capacity • Will operate the unit's three heads plus an additional 14 watts of remote capacity for a minimum of 90 minutes in the event of a power outage.

LAMPS

Supplied with 12V, 12W, Tungsten wedge base type lamps • Two or Three heads per unit.

HEADS

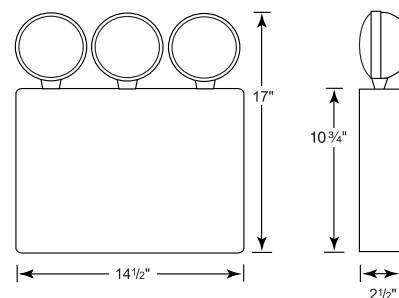
Heads include 12V, 12W lamps • Heads are fully adjustable in all directions for comprehensive lighting coverage.

CODE COMPLIANCE

UL924 • NFPA 101 Life Safety Code compliant • NEC and OSHA compliant • UL Listed for Damp Locations • New York City Approved • Calendar No. 46932

WARRANTY

5-year warranty. Product specifications subject to change without notice.



INSTALLATION

MOUNTING

Keyhole slots and J-Box mounting holes provided for simplified wall mounting.



ORDERING INFORMATION

MODEL	VOLTAGE	UNIT WATTS	HEAD #	HOUSING COLOR
NY-LX	12 = 12 Volt	50 = 50 watts	2 = Two Heads	Blank = White
			3 = Three Heads	BL = Black

Ordering Example: NY-LX-12-50-3



New York LX Series - NY-LX-12-50

New York Approved Emergency Light 12V Operation



PROJECT:

FIXTURE TYPE:

LOCATION:

CONTACT/PHONE:

ELECTRICAL INFORMATION

Catalog Number	Input Watts (W)		Input Amps (A)	
	120V	277V	120V	277V
NY LX 50	15.2	15.8	0.143	0.065

CENTER-TO-CENTER SPACING GUIDELINES

For reference only.

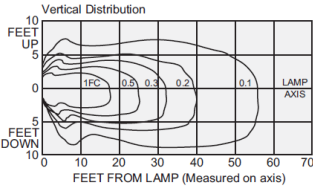
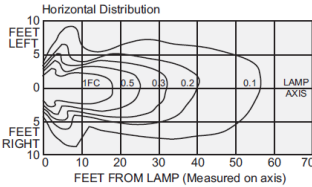


1	0.05	0.05	0.06	0.10	0.16	0.15	0.17	0.23	0.43	0.53	0.60	0.59	0.62	0.49	0.55	0.49	0.37	0.27	0.19	0.14	0.12	0.10	0.08	0.05	
2	0.04	0.05	0.07	0.11	0.15	0.13	0.18	0.25	0.53	0.61	0.60	0.63	0.72	0.56	0.59	0.61	0.44	0.35	0.22	0.15	0.13	0.10	0.09	0.06	
3	0.05	0.05	0.07	0.11	0.13	0.14	0.22	0.59	1.54	1.45	1.35	1.08	0.83	1.49	1.69	1.72	1.20	0.81	0.31	0.17	0.13	0.11	0.10	0.07	
4	0.04	0.05	0.08	0.11	0.12	0.15	0.22	1.26	3.19	3.21	3.42	3.66	0.80	2.61	2.89	2.68	1.99	1.52	0.60	0.15	0.12	0.10	0.08	0.08	
5	0.04	0.05	0.09	0.11	0.12	0.14	0.19	0.42	0.64	0.63	0.62	0.66	0.52	0.42	0.47	0.44	0.41	0.34	0.20	0.13	0.09	0.09	0.07	0.06	
6	0.01	0.07	0.08	0.09	0.11	0.12	0.15	0.25	0.30	0.27	0.27	0.30	0.36	0.24	0.24	0.24	0.22	0.21	0.15	0.13	0.09	0.08	0.08	0.06	
	12	11	10	9	8	7	6	5	4	3	2	1	0	1	2	3	4	5	6	7	8	9	10	11	12

Meets NFPA101 Requirements for: 16' center-to-center spacing - 3' path of egress 1' from the wall- 7 1/2' mounting height.

PHOTOMETRICS

12V, 12W Tungsten Wedge Base Lamp (ANSI 912), Round Head



REMOTE LAMP COMPATIBILITY

	Maximum Wattage Allowed
NY-LX 12V50W with (2) 9W heads	32
NY-LX 12V50W with (2) 12W heads	26
NY-LX 12V50W with (3) 9W heads	23
NY-LX 12V50W with (3) 12W heads	14

Remote Head Family	Total Wattage
H1 12V7W	7.2
H1 12V9W	9
H1 12V12W	12
H2 12V7W	14.4
H2 12V9W	18
H2 12V12W	24
H1 12V7W	7.2
H1 12V9W	9
H1 12V12W	12
H2 12V7W	14.4
H2 12V9W	18
H2 12V12W	24
H1 WP 12V7W	7.2
H1 WP 12V9W	9
H1 WP 12V12W	12
H2 WP 12V7W	14.4
H2 WP 12V9W	18
H2 WP 12V12W	24